




I, Sandy Neill, County Clerk, in and for Sanpete County, do hereby certify that the following is a full, true and correct abstract of the statement of vote of this county at the Primary Election held in Sanpete County on June 28, 2022 as made out and entered upon the record of the Board of County Canvassers so far as the same relates to the offices up for the primary election.

Dated this the 5th day of July, 2022.


 Scott Bartholomew, Commissioner


 Edwin Sunderland, Commissioner




 Sandy Neill, County Clerk


 Reed D. Hatch, Commissioner

Ballot Stats	
Provisional Ballots	10 Received, all 10 Counted
No Tab (unidentifiable)	2
Postmarked too Late	9
Moved before ballot was processed	1
No Signature	17
Signature Doesn't Match	9
Signed by Another Voter who is Unaffiliated	1
Signed by Someone Other than the Voter	1
Ballots that did NOT Count	40

Method of Ballot Return			
Large Drop Boxes	Small Drop Boxes	Mail	Clerk's Office
2974	498	851	109

Statistics	TOTAL
Election Day Precincts Reporting	28 of 28
Registered Voters - Republican	9,890
Ballots Cast - Republican	4,973
Voter Turnout - Republican	50.28%

U.S. Senate

Vote For 1

	TOTAL
MIKE LEE	3,840
BECKY EDWARDS	836
ALLY ISOM	278
Overvotes	0
Undervotes	19
Contest Totals	4,973

U.S. House #4

Vote For 1

	TOTAL
BURGESS OWENS	3,610
JAKE HUNSAKER	1,321
Overvotes	0
Undervotes	42
Contest Totals	4,973

Commission Seat A

Vote For 1

	TOTAL
SCOTT BARTHOLOMEW	3,453
BRANDON S. ARMSTRONG	1,284
Overvotes	1
Undervotes	235
Contest Totals	4,973

Commission Seat B

Vote For 1

	TOTAL
SCOTT R. COLLARD	2,151
MIKE BENNETT	2,020
VIVIAN KUNZ	622
Overvotes	3
Undervotes	177
Contest Totals	4,973

SANPETE COUNTY OFFICIAL RESULTS

Primary Election held on June 28th 2022

Vote for 1	U.S. Senate			U.S. House #4		Commission Seat A		Commission Seat B			Turnout
	BECKY EDWARDS	ALLY ISOM	MIKE LEE	BURGESS OWENS	JAKE HUNSAKER	BRANDON S. ARMSTRONG	SCOTT BARTHOLOMEW	VIVIAN KUNZ	SCOTT R. COLLARD	MIKE BENNETT	
Axtell SSD	12	3	42	45	11	9	44	6	8	43	51.35%
Centerfield City	34	8	191	182	46	33	192	21	51	152	47.36%
Ephraim City 1	60	17	201	205	71	60	206	35	111	122	41.87%
Ephraim City 2	66	9	137	120	91	56	150	25	88	96	48.07%
Ephraim City 3	54	7	149	152	57	62	139	23	92	88	52.49%
Ephraim U	13	14	95	93	29	39	78	10	44	61	45.35%
Fayette Town	7	1	51	46	13	9	48	9	20	25	47.20%
Fairview City	44	35	206	201	83	92	183	41	160	74	52.78%
Fairview U	40	17	224	198	83	100	170	97	104	72	48.38%
Fountain Green City	31	22	184	185	54	59	168	14	167	60	50.63%
Gunnison City	53	14	266	253	78	50	276	40	72	201	45.74%
Manti City 1	67	10	288	254	110	88	266	47	106	204	53.67%
Manti City 2	28	9	188	167	58	50	168	21	81	120	52.89%
Manti City 3	25	2	130	113	39	37	111	12	62	76	61.81%
Mayfield City	44	1	110	96	59	21	131	6	25	124	63.93%
Moroni City	27	13	196	187	49	54	174	12	190	33	50.11%
Moroni U	13	4	51	55	13	22	45	8	45	15	47.22%
Mt Pleasant City 2	21	7	148	132	41	54	108	17	118	35	48.49%
Mt Pleasant City 1	74	31	256	256	102	106	227	41	215	84	47.69%
Mt Pleasant 1 U	8	4	72	62	22	22	58	10	49	24	47.46%
Mt Pleasant 2 U	7	5	102	84	29	46	63	29	50	28	56.44%
Ft. Green U (NSU)	6	2	15	18	5	6	17	0	14	9	48.94%
Spring City	45	19	173	159	78	70	146	32	105	85	56.10%
Spring City U	35	15	142	138	55	91	88	40	80	65	50.66%
SSU	7	1	62	56	14	10	60	8	13	46	55.12%
Sterling Town	5	2	57	56	8	14	49	6	25	33	50.00%
Sterling U	6	1	46	44	9	12	36	6	13	29	69.74%
Wales Town	4	5	58	53	14	12	52	6	43	16	48.20%
Totals	836	278	3,840	3,610	1,321	1,284	3,453	622	2,151	2,020	50.28%



Audit Summary Report

County: Sanpete

Election: Primary 6/28/2022

County Clerk's Signature: Sandy Neill

Date: 7/5/2022

ES&S Ballot Audit Summary

1. Number of ballots processed by ES&S machines (DS200, DS450 & DS850): 4,973
2. Number of ballots audited: 50
3. List the contests on the ballot that were audited: U.S. Senate
U.S. House #4
Commission Seat A & B

4. Were there any differences between the Cast Vote Record (CVR) and the votes cast on the ballot?

YES*

NO

(*If YES, please attach an explanation of any inconsistencies)

Signature Affidavit Audit Summary (complete only if applicable)

5. Number of signature affidavits audited: 50
6. Did the signature audit reveal any inconsistencies between a signature's initial verification and the audit?

YES*

NO

(*If YES, please attach an explanation any inconsistencies)

Recount Audit Summary (complete only if applicable)

7. Name of contest recounted: _____
8. Number of ballots audited: _____
9. Were there any differences between the Cast Vote Record (CVR) and the votes cast on the ballot?

YES*

NO

(*If YES, please attach an explanation of any inconsistencies)