



Canvass of the Sanpete County 2020 Primary Election


I, Sandy Neill, County Clerk, in and for Sanpete County, do hereby certify that the following is a full, true and correct abstract of the statement of vote of Sanpete County at the Primary Election held in Sanpete County on June 30, 2020 as made out and entered upon the record of the Board of County Canvassers so far as the same relates to the offices named below.

Dated this the 21st day of July, 2020.


Scott Bartholomew, Commissioner


Steven J. Lund, Commissioner


Sandy Neill, County Clerk


Edwin Sunderland, Commissioner



Summary Results Report
UT Sanpete 200630 Primary 6040
06/30/2020

Official Results
For Canvass July 21, 2020
Sanpete County

Statistics	TOTAL
Registered Voters -	8,830
Ballots Cast - REPUBLICAN	6,905
Voter Turnout - REPUBLICAN	78.20%

Rep for U.S. House Dist 4

Vote For 1

	TOTAL
BURGESS OWENS	1,826
KIM COLEMAN	599
TRENT CHRISTENSEN	430
JAY "JAYMAC" MCFARLAND	345

Rep for Gov and Lt Gov

Vote For 1

	TOTAL
THOMAS E. WRIGHT, ROB	299
SPENCER J. COX, DEIDRE M HFNDERSON	4,617
JON HUNTSMAN JR., MICHELE KAIKILSI	740
GREG HUGHES, VICTOR	1,226

Rep for Att Gen

Vote For 1

	TOTAL
SEAN D. REYES	3,851
DAVID O. LEAVITT	2,830

Rep for State House Dist 58

Vote For 1

	TOTAL
CLINTON L PAINTER	1,872
STEVEN J. LUND	4,574

	STATISTICS			U.S. House Dist 4				Gov and Lt Gov				Att Gen		UT House Dist 58	
	Registered Voters - REPUBLICAN	Ballots Cast - REPUBLICAN	Voter Turnout - REPUBLICAN	BURGESS OWENS	KIM COLEMAN	TRENT CHRISTENSEN	JAY "JAYMAC" MCFARLAND	SPENCER J. COX, DEIDRE M. HENDERSON THOMAS E. WRIGHT, ROB BISHOP	JON HUNTSMAN JR., MICHELLE KAUFUSI	GREG HUGHES, VICTOR IVERSON	SEAN D. REYES	DAVID O. LEAVITT	CLINTON L. PAINTER	STEVEN J. LUND	
AXTSSD Axtell SSD	101	76	75.25%					9	35	9	23	40	32		
AXTU Axtell	29	19	65.52%					2	12	5	0	13	6		
CENM Centerfield City	429	317	73.89%					19	183	51	63	167	146	91	
EPH1M Ephraim City 1 (North)	461	351	76.14%					13	244	38	54	201	135	70	
EPH2M Ephraim City 2 (South W)	404	315	77.97%					14	235	18	48	178	123	62	
EPH3M Ephraim City (South E)	465	359	77.2%					21	274	33	31	216	131	91	
EPHU Ephraim Unincorporated	101	78	77.23%					4	58	5	11	39	36	22	
FAYM Fayette Town	102	78	76.47%					0	47	17	14	45	29	16	
FRVM Fairview City	501	435	86.83%	213	69	62	67	13	352	23	47	246	172	129	
FRVU Fairview Unincorporated	485	406	83.71%	194	75	57	52	15	287	23	79	231	157	144	
FTGM Fountain Green City	450	366	81.33%	243	42	38	28	10	258	33	65	223	134	158	
GUNM Gunnison City	641	483	75.35%					25	279	99	79	284	189	118	
MAN1M Manti City 1 (South)	639	500	78.25%					25	314	48	113	284	200	82	
MAN2M Manti City 2 (North)	655	507	77.4%					15	335	53	102	243	242	58	
MANU Manti Unincorporated	105	77	73.33%					2	48	2	25	54	21	15	
MAYM Mayfield City	206	163	79.13%					6	112	21	24	79	77	47	
MORM Moroni City	454	364	80.18%	189	69	58	34	15	263	24	61	207	142	124	
MORU Moroni Unincorporated	115	80	69.57%	43	19	10	7	8	46	9	16	52	27	37	
MTP1M Mt Pleasant City 1	676	495	73.22%	270	89	67	42	13	342	56	83	260	220	138	
MTP1U Mt Pleasant 1 Unincorp	163	132	80.98%	72	26	11	15	2	94	11	24	64	66	38	
MTP2M Mt Pleasant City 2	342	273	79.82%	154	51	29	24	13	174	38	45	160	104	84	
MTP2U Mt. Pleasant 2 Unincorp	89	69	77.53%	38	16	7	7	2	42	7	18	47	21	29	
MTP3U Mt. Pleasant 3 Unincorp	87	70	80.46%	46	9	12	2	3	40	0	25	36	34	24	
NSU Unincorporated Wales Chester Ftn Green	219	169	77.17%	96	36	17	16	8	115	24	21	92	73	53	
SPRM Spring City	362	290	80.11%	157	60	29	34	20	177	48	43	138	143	99	
SPRU Spring City Un	139	108	77.7%	55	22	19	8	5	60	9	34	64	38	39	
SSU Unincorporated	169	133	78.7%					9	68	21	33	79	53	30	
STRM Sterling Town	113	91	80.53%					1	56	9	25	52	38	28	
WALM Wales Town	128	101	78.91%	56	16	14	9	7	67	6	20	57	41	46	
Totals	8,830	6,905	78.20%	1,826	599	430	345	299	4,617	740	1,226	3,851	2,830	1,872	4,574



Audit Summary Report

County: Sanpete Election: June Republican Primary

County Clerk's Signature: Sandy Neill Date: July 8, 2020

ES&S Ballot Audit Summary

1. Number of ballots processed by ES&S machines (DS200 & DS450): 6905
2. Number of ballots audited: 101
3. List the contests on the ballot that were audited: Governor/Lieutenant Governor,
U.S. House District 4, Attorney
General, State House District 58
4. Were there any differences between the Cast Vote Record (CVR) and the votes cast on the ballot?
 YES* NO (*If YES, please attach an explanation of any inconsistencies)

Signature Affidavit Audit Summary (complete only if applicable)

5. Number of signature affidavits audited: 70
6. Did the signature audit reveal any inconsistencies between a signature's initial verification and the audit?
 YES* NO (*If YES, please attach an explanation any inconsistencies)

Recount Audit Summary (complete only if applicable)

7. Name of contest recounted: n/a
8. Number of ballots audited: _____
9. Were there any differences between the Cast Vote Record (CVR) and the votes cast on the ballot?
 YES* NO (*If YES, please attach an explanation of any inconsistencies)

June 30, 2020 Primary Election Ballots That Did Not Count	
Returned Past Deadline	1
Returned Unsigned	5
Signature Did Not Match	1
Signed by Someone Else	3
Moved From County	2
Tab Removed	7
Received w/o Envelope & Signature	2
Returned from Past Election	3
Total	24